

ASTRO 304

300 X 90 X 20 FT - FLAT TOP STEEL BALLASTABLE BARGE

GENERAL

Year of Build	2019
Yard number	522703
Typical applications	Deck Cargo, RoRo Cargo
Classification	Lloyd's Register + 100 AT Pontoon, *IWS
Flag	Descriptive note: Loading / unloading bottom aground Singapore

BALLAST SYSTEM

Ballast pipes and valves	DN 250
Valve operation	Manually operated in pump room
De-aeration	Flush deck when caps are removed Removable caps mounted on flanges.
Sounding	By means of sounding pipes

DIMENSIONS

Length moulded	91,50 m
Beam moulded	27,40 m
Depth moulded	6,10 m
Draught max.	4,80 m
Deadweight max.	9.560 ton

CAPACITIES

Deck load	20 ton/m ²
Ballast tanks	17 pcs: 13.751 m ³
Deck thickness	20 mm extra heavy deck

DESIGN CONDITIONS

Sea water temperature	0° to +35° C
Outside air temperature	-5° to +45° C



STANDARD EXECUTION


Ballast line	Ballast lines DN 250 are provided
Ballast pumps	Two 400 m/h ballast pumps
De-aeration caps	De-aeration caps are provided
Dirty oil	A dirty oil tank and manual pump is provided
Generator set	Caterpillar C4.4, 94 eKW
Lighting	Lighting in pump room and lashing store
Winches	One anchor winch on PS on fore ship
Anchores	Anchor and chains
Towing Brackets	One on PS and one on SB at fore deck
Emergency towing	An emergency towing connection is provided
Towing bridle	Towing bridle and emergency towing bridle
Fair leads	At the foreside of the towing brackets fairleads are applied
Manholes	Flush bolted manholes
Entrance pump room	Gas-spring hatch on coaming and lashing
Ramp recess	RoRo ramp recess at bow (10x1,5 m) and stern (14x1,5 m)
Boarding ladders	2 on SB and 2 on PS in recess of the hull
Railings	Removable stanchions with wire guard rails
Bollards	4 pcs. double bollards
Hoisting eyes	Integrated hoisting eyes to lift the pontoon
Draught marks	At fore, midship and aft on PS and SB every 20 cm
Cathodic protection	Zinc anodes on underwater part of the hull
Mast	A mast and light stands for navigation lights

OPTIONAL EQUIPMENT

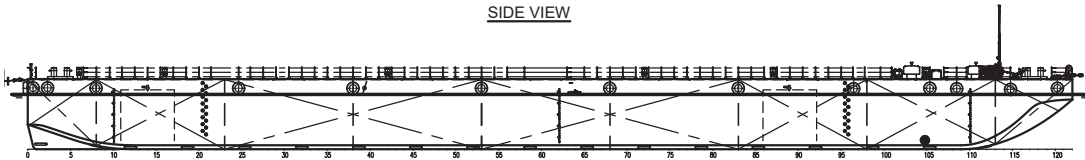
Fendering	Used tyre fenders
Recovery winch	At the bow for retrieval of the towing bridle
Ramp panels	1,5 meter width and 8 meter length



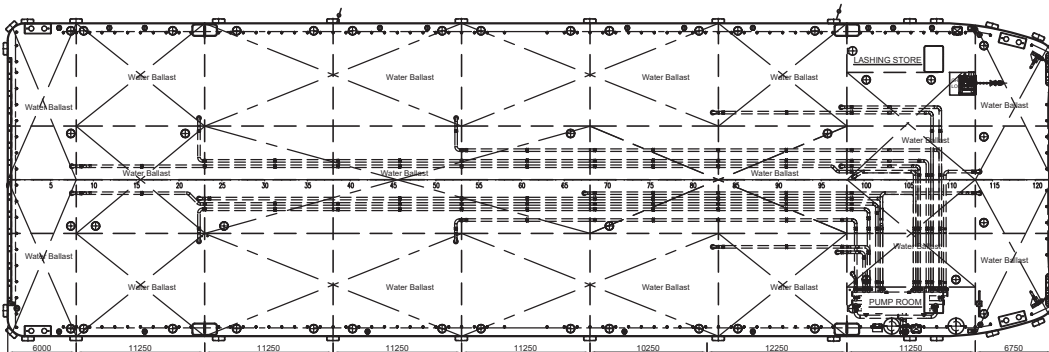
GENERAL ARRANGEMENTS



SIDE VIEW

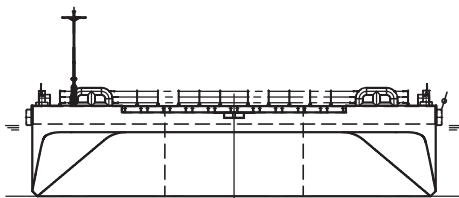


TOP VIEW



Damen
Stan Pontoon® 9127

FRONT VIEW



AFT VIEW

