

ASTRO 303

300 x 100 x 22 Ft - Flat Top Steel Ballastable barge

PRINCIPLE PARTICULARS

Year of Build	2010
Registry	Singapore
Class	Bureau Veritas
GRT	4938
NRT	1481
LOA	91.44M
Breadth	30.48 M
Depth	6.71 M
Draft Max	5.40 M
Deck Area (approx)	2600 M2
Deck Strength	20 T / M2
Deadweight	10,000 T

MAIN TOWING GEAR

Chafe Chains	2 x 70mm x 5m (Port & Stbd)
Shackles	7 x 85T SWL Bow Shackles
Pennant Wire	1 x 56mm x 20m - Steel Rope
Bridle Wires	2 x 56mm x 20m - Steel Rope
Delta Plate	1 x 85T SWL

EMERGENCY TOWING GEAR


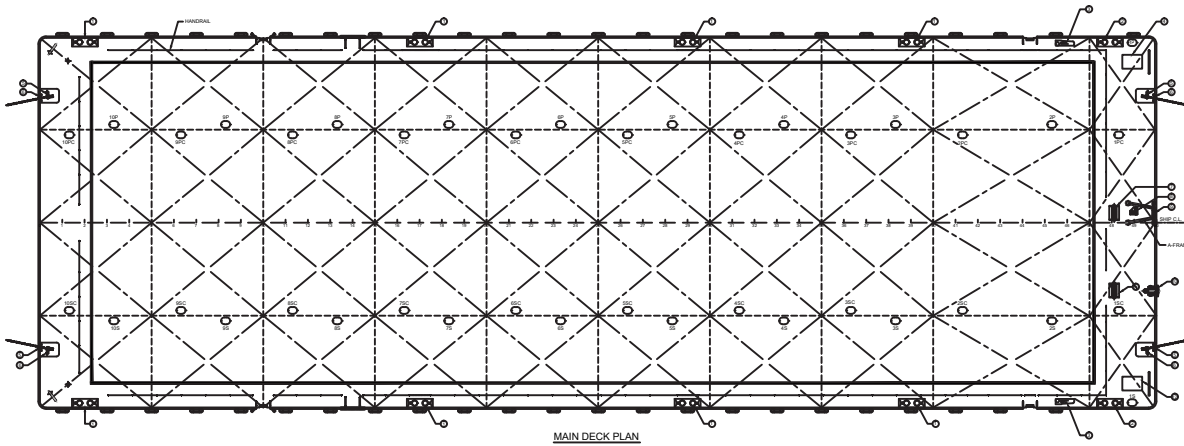
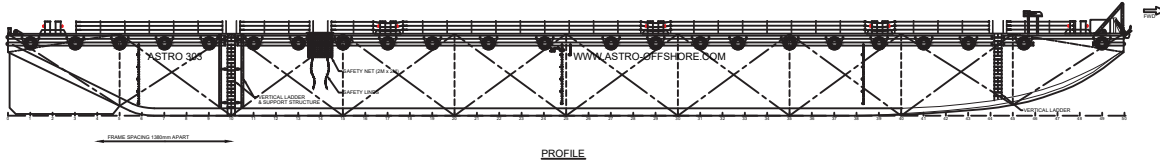
Chafe Chains	2 x 70mm x 5m (Port & Stbd)
Shackles	7 x 85T SWL Bow Shackles
Pennant Wire	1 x 56mm x 20m - Steel Rope
Bridle Wires	2 x 56mm x 20m - Steel Rope
Delta Plate	1 x 85T SWL
Emergency Pick Up Rope	1 x 88mm x 50m - Polypropylene Rope
Emergency Pick Up Shackle	1 x 55T SWL Bow Shackle

DECK FITTINGS

Smit Brackets w/ Fairleads	
Anchor	1 x 1,000 Kg Stokless Bower
Anchor Winch	1 x 5T SWL manual Winch
Bridle Recovery Winch	1 x 5T SWL manual Winch
Damage Control Box	Full inventory as per ARAMCO / ADMA standards
Bollards	10 x Double bollards
Steel Ladders	Port & Stbd
Steel handrailing	Three layer Safety Handrail - permanent
Pipe Stanchions	No
Skegs	Port & Stbd



GENERAL ARRANGEMENTS



All details are believed to be correct but without guarantee

