

ASTRO 302

300 x 90 x 20 Ft - Flat Top Steel Ballastable barge

PRINCIPLE PARTICULARS

Year of Build	2008
Registry	Singapore
Class	Bureau Veritas
GRT	3931
NRT	1179
LOA	91.44 M
Breadth	27.43 M
Depth	6.10 M
Draft Max	5.20 M
Deck Area (approx)	2250 M ²
Deck Strength	15 T / M ²
Deadweight	9,000 T

MAIN TOWING GEAR

Chafe Chains	2 x 64mm x 8m (Port & Stbd)
Shackles	7 x 85T SWL Bow Shackles
Pennant Wire	1 x 56mm x 20m - Steel Rope
Bridle Wires	2 x 56mm x 20m - Steel Rope
Delta Plate	1 x 55T SWL

EMERGENCY TOWING GEAR


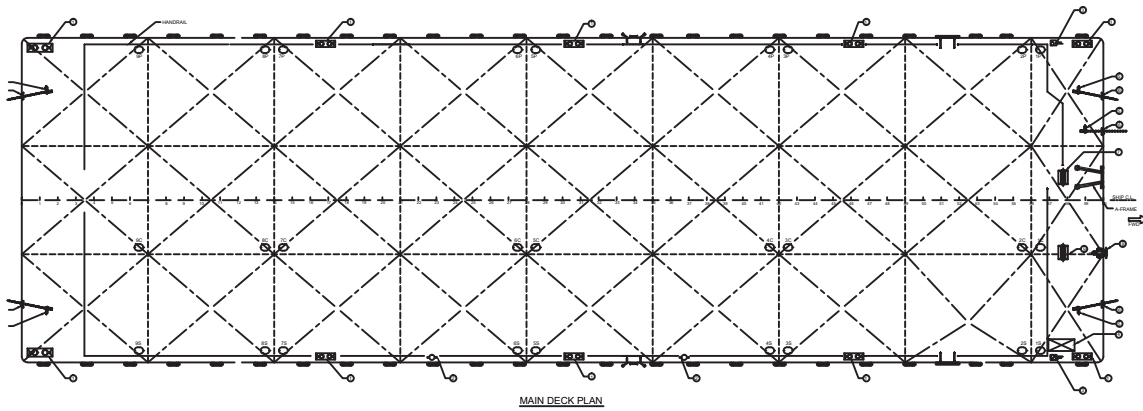
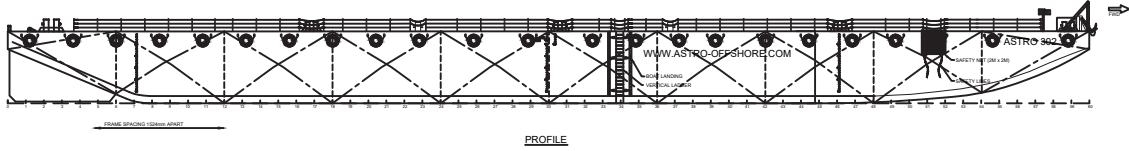
Chafe Chains	2 x 52mm x 8m (Port & Stbd)
Shackles	5 x 85T, 2 x 55T SWL Bow Shackles
Pennant Wire	1 x 64mm x 20m - Steel Rope
Bridle Wires	2 x 64mm x 22m - Steel Rope
Delta Plate	1 x 85T SWL
Emergency Pick Up Rope	1 x 88mm x 50m - Polypropylene Rope
Emergency Pick Up Shackle	1 x 55T SWL Bow Shackle

DECK FITTINGS

Smit Brackets w/ Fairleads	2 x 50T SWL, 2 x 100T SWL (Port & Stbd Fwd, Port & Stbd Aft)
Anchor	1 x 1,000 Kg Stokless Bower
Anchor Winch	1 x 5T SWL manual Winch
Bridle Recovery Winch	1 x 5T SWL manual Winch
Damage Control Box	Full inventory as per ARAMCO / ADMA standards
Bollards	10 x Double bollards
Steel Ladders	Port & Stbd
Steel handrailing	Three layer Safety Handrail - permanent
Pipe Stanchions	Yes
Skegs	Port & Stbd



GENERAL ARRANGEMENTS



ISOMETRIC VIEW

All details are believed to be correct but without guarantee

